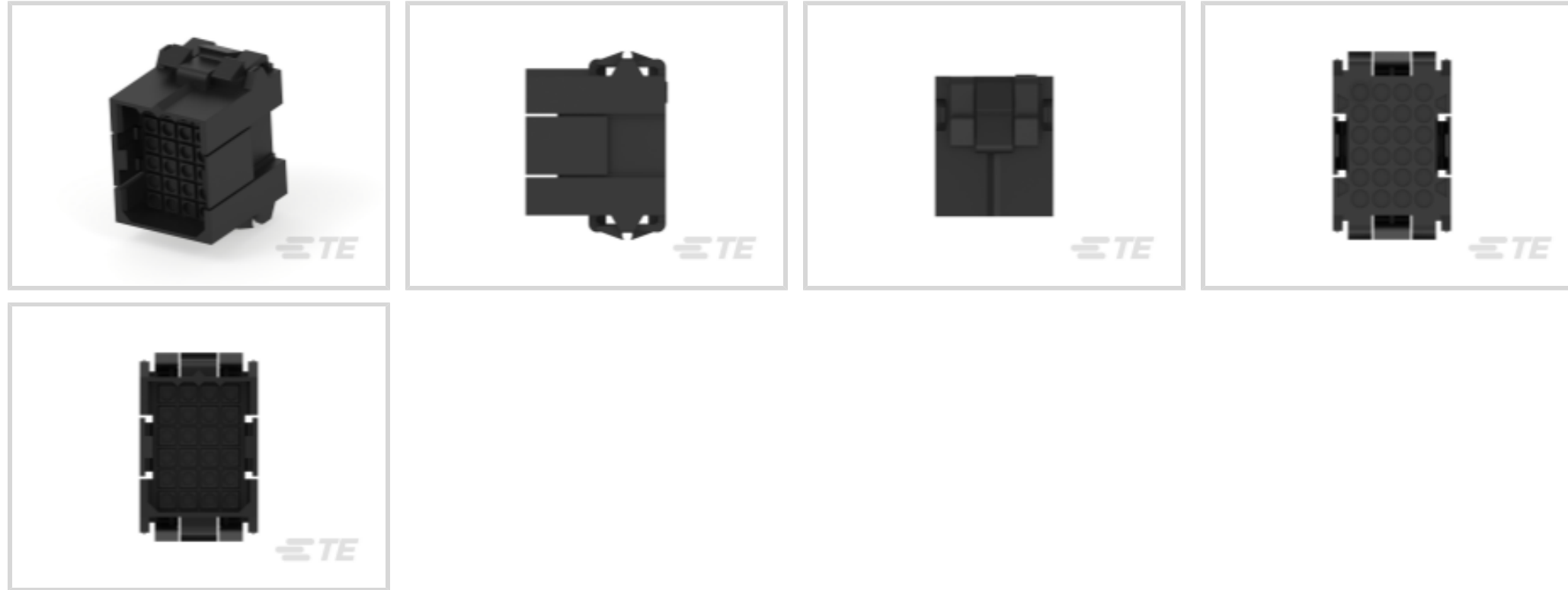




Connectors > Rectangular Connectors > Rectangular Connector Housings



Connector System: **Wire-to-Board, Wire-to-Panel, Wire-to-Wire**

Number of Positions: **24**

Centerline (Pitch): **5 mm [.197 in]**

Row-to-Row Spacing: **5 mm [.197 in]**

Number of Rows: **6**

Features

Product Type Features

Insertion Force Type	Normal
Connector System	Wire-to-Board, Wire-to-Panel, Wire-to-Wire
Connector & Housing Type	Receptacle
Sealable	No
Connector & Contact Terminates To	Printed Circuit Board, Wire & Cable
Connector Type	Housing
Product Type	Connector
Wire/Cable Type	Discrete Wire
Wire Type	Stranded

Configuration Features

Number of Positions	24
Number of Rows	6

Electrical Characteristics

Operating Voltage	600 VDC
-------------------	---------



Contact Features

Contact Layout	Matrix
Contact Type	Pin
Contact Current Rating (Max)	14 A

Mechanical Attachment

Panel Mount Feature	With
Panel Mount Feature Type	Latches
Connector Mounting Type	Panel Mount

Housing Features

Centerline (Pitch)	5 mm [.197 in]
Housing Material	PA 66
Housing Color	Black

Dimensions

Row-to-Row Spacing	5 mm [.197 in]
Length	41.4 mm
Width	27.84 mm
Panel Thickness	.03 – .09 in, .76 – 2.29 mm

Usage Conditions

Operating Temperature Range	-55 – 130 °C [-67 – 266 °F]
-----------------------------	-----------------------------

Operation/Application

Circuit Application	Power & Signal
For Use With	Plug Housing, Socket Header

Industry Standards

CSA Rating	LR 16455
Agency/Standard	CSA, UL, VDE
CSA File Number	LR16455
VDE Tested	Yes
UL File Number	E28476
UL Flammability Rating	UL 94V-0
UL Rating	Certified, Recognized

Packaging Features

Packaging Quantity	1
--------------------	---

Packaging Method

Package

Product Compliance

[For compliance documentation, visit the product page on TE.com>](#)

EU RoHS Directive 2011/65/EU

Compliant

EU ELV Directive 2000/53/EC

Compliant

China RoHS 2 Directive MIIT Order No 32, 2016

No Restricted Materials Above Threshold

EU REACH Regulation (EC) No. 1907/2006

Current ECHA Candidate List: JUNE 2022 (224)
 Candidate List Declared Against: JUNE 2022 (224)
 Does not contain REACH SVHC

Halogen Content

Not Low Halogen - contains Br or Cl > 900 ppm.

Solder Process Capability

Not applicable for solder process capability


Product Compliance Disclaimer

This information is provided based on reasonable inquiry of our suppliers and represents our current actual knowledge based on the information they provided. This information is subject to change. The part numbers that TE has identified as EU RoHS compliant have a maximum concentration of 0.1% by weight in homogenous materials for lead, hexavalent chromium, mercury, PBB, PBDE, DBP, BBP, DEHP, DIBP, and 0.01% for cadmium, or qualify for an exemption to these limits as defined in the Annexes of Directive 2011/65/EU (RoHS2). Finished electrical and electronic equipment products will be CE marked as required by Directive 2011/65/EU. Components may not be CE marked. Additionally, the part numbers that TE has identified as EU ELV compliant have a maximum concentration of 0.1% by weight in homogenous materials for lead, hexavalent chromium, and mercury, and 0.01% for cadmium, or qualify for an exemption to these limits as defined in the Annexes of Directive 2000/53/EC (ELV). Regarding the REACH Regulation, the information TE provides on SVHC in articles for this part number is based on the latest European Chemicals Agency (ECHA) 'Guidance on requirements for substances in articles' posted at this URL: <https://echa.europa.eu/guidance-documents/guidance-on-reach>


Compatible Parts



Also in the Series | [AMP Metrimate](#)




Insertion & Extraction Tools(1)



PCB Headers & Receptacles(83)



Rectangular Boots & Strain Relief(5)



Rectangular Connector Hardware(3)



Rectangular Connector Housings(35)



Rectangular Connector Keying Plugs(1)



Rectangular Contact Inserts(4)



Rectangular Power Connectors(2)



Standard Rectangular Connectors(5)

Documents

Product Drawings

[24 POS SQ GRID METRIMATE-RCPT](#)

English

CAD Files

[3D PDF](#)

3D

Customer View Model

[ENG_CVM_CVM_207305-1_BF.2d_dxf.zip](#)

English

Customer View Model

[ENG_CVM_CVM_207305-1_BF.3d_igs.zip](#)

English

Customer View Model

[ENG_CVM_CVM_207305-1_BF.3d_stp.zip](#)

English

By downloading the CAD file I accept and agree to the [Terms and Conditions](#) of use.



Datasheets & Catalog Pages

[METRIMATE_PIN_SOCKET_CATALOG](#)

English

Product Specifications

[Application Specification](#)

English

[Application Specification](#)

English

[METRIMATE Self-Locking Connectors](#)

Japanese

[Application Specification](#)

Japanese

Product Environmental Compliance

[MD_207305-1_10142011620](#)

English

[MD_207305-1_10142011620](#)

English

Instruction Sheets

[Instruction Sheet \(U.S.\)](#)

English

Agency Approvals

[UL Report](#)

English